KERN & Sohn GmbH
Ziegelei 1
D-72336 Balingen
E-Mail: info@kern-sohn.com
Phone: +49-[0]7433- 9933-0
Fax: +49-[0]7433-9933-149
Internet: www.kern-sohn.com

Printer Configuration

Version 1.7
01/2017

English

KERN YKB-01N

KERN YKS-01

KERN 911-013

KERN YKN-01

YKB_YKS_YKN_911-ZB-e-1717

KERN Printer Configuration

Contents

1. KERN YKB-01N 2
2. KERN 911-013 12
3. KERN YKS-01 22
4. KERN YKN-01 31
5. KERN YKE-01 39

Only the printer settings (Switch) relevant for the configuration scales / printer will be described below; further settings can be seen in the operating instructions delivered with the printer.

1. KERN YKB-01N

DIP Switch setting:

Speed	1200	2400	4800	9600
SW1	on	off	on	off
SW2	on	on	off	off
SW3	on	8 bit data (no parity)		
	off	7 bit data		
SW4	on	Parity checked		
	off	Ignore parity		
SW5	on	Even parity		
	off	Odd parity		
SW6	on	Summer time		
	off	Winter time		
Lang.	N.U.	GER.	ENG.	FRA.
SW7	on	off	on	off
SW8	on	on	off	off

Balance										**KERN YKB-01N**	
Balance Type	**Configuration**	**Menu settings**								**Printer settings (Switch)**	**Interface cable**
		Mode	Baud rate	Data bits	Stop bits	Parity	Hand shake	Data format	Miscellaneous		
440-572-573-CB-DE-DS-KB-CKE-QKE-PCB-CDE-CME-CDEE-FCB-FKB	9600 Bd No parity		9600							on | | x | - | - x | x | | - | - 1 | 2 | 3 | 4 | 5	572-926
470	1200 Bd No parity	8 if.3	83 b.l 1			83 PR 0			81 O.C.7	on x | x | x | - | - | | | - | - 1 | 2 | 3 | 4 | 5	770-926
474	1200 Bd No parity	6 if.1	62 b.L.1			63 PA.0			61 O.C.7	on x | x | x | - | - | | | - | - 1 | 2 | 3 | 4 | 5	474-926
ABS/ABJ ABT	1200 Bd No parity (8 data bits) 1 Stop bit No handshake	iF:USEr	1200		S-S1	P-no	H-off	F-dF.1	d-CR	on x | x | x | - | - | | | - | - 1 | 2 | 3 | 4 | 5	770-926 (ABS-A05)
ACS/ACJ ABS-N / ABJ-NM	1200 Bd No parity (8 data bits) 1 Stop bit No handshake	MODE „U“	1200		S.1	P.NONE	HS.OFF	DF.1	DELIM „CR“	on x | x | x | - | - | | | - | - 1 | 2 | 3 | 4 | 5	ACS-A01
AES/AEJ	1200 Bd No parity	7.I.F.2	1200			73.PA.0			71.o.c.3 or 71.o.c.7	on x | x | x | - | - | | | - | - 1 | 2 | 3 | 4 | 5	MLB-A05

Balance										**KERN YKB-01N**	
Balance Type	**Configuration**	**Menu settings**								**Printer settings (Switch)**	**Interface cable**
		Mode	Baud rate	Data bits	Stop bits	Parity	Hand shake	Data format	Miscellaneous		
AEJ-N/AES-N ILS/ILJ	9600 Bd No parity (8 data bits) 1 Stop bit		9600				off			on | | x | - | - x | x | | - | - 1 | 2 | 3 | 4 | 5	MLB-A05
AEJ-CM AES-C PLJ-C	9600 Bd No parity (8 data bits) 1 Stop bit	P3Communication→COM1→ Baud 9600→ Parity None	9600	-	-	none	-	-	-	on - | - | x | - | - x | x | - | - | - 1 | 2 | 3 | 4 | 5	MLB-A05
AET-NM	9600 Bd No parity (8 data bits) 1 Stop bit No handshake	Admin→ Communication→ Com1	9600	8	1	none	-	-	-	on | | x | - | - x | x | | - | - 1 | 2 | 3 | 4 | 5	MLB-A05
ALJ-AM ALS-A	9600 Bd No parity (8 data bits) 1 Stop bit No handshake	PC→ Prtr→Pr →CnD	9600	8	1	none	-	-	-	On | | x | - | - x | x | | - | - 1 | 2 | 3 | 4 | 5	572-926
ALJ-N/ALS-N PLJ-N /PLS-N ALT/PLT, ILT	9600 Bd No parity (8 data bits) 1 Stop bit		9600				off			on | | x | - | - x | x | | - | - 1 | 2 | 3 | 4 | 5	MLB-A05
ALJ_ALS / PLJ_PLS-A/F PLE-N	9600 Bd No parity (8 data bits) 1 Stop bit		baud rt „br9600“							on | | x | - | - x | x | | - | - 1 | 2 | 3 | 4 | 5	572-926
ALT_B PLT_A PLT_F	9600 Bd No parity (8 data bits) 1 Stop bit	RS232: PRINT-Taste/ On demand	Baud rate 9600							on | | | | | x | x | x | x | x 1 | 2 | 3 | 4 | 5	572-926

Balance										**KERN YKB-01N**	
Balance Type	**Configuration**	**Menu settings**								**Printer settings (Switch)**	**Interface cable**
		Mode	Baud rate	Data bits	Stop bits	Parity	Hand shake	Data format	Miscellaneous		
ARJ-S/PRJ-S/ MRS / 880	9600 Bd No parity (8 data bits) 1 Stop bit		Set Interface BAUD 9600			Set Interface PARITY 8-NO-1STOP	Set Interface HAND-SHAKE „NO“			on | | x | - | - x | x | | - | - 1 | 2 | 3 | 4 | 5	PR-A23
CFS /CCS	9600 Bd No parity (8 data bits) 1 Stop bit No handshake	F2Prt→P node→P rint →AU off	9600	8	1	none	-	-	-	on x | | x | - | - | x | | - | - 1 | 2 | 3 | 4 | 5	CFS-A01
CPB-N CPB-DM	9600 Bd No parity Automatic summation mode	F4→ AU on	BAUD→ 9600						PTYPE→ tP LAnG→ Eng	on | | x | - | - x | x | | - | - 1 | 2 | 3 | 4 | 5	CFS-A01
CWS	9600 Bd No parity (8 data bits)		F- 06-04=“2“			F- 06-05=“2“		F- 06-03=“0“	F- 06-01=“0“	on | | x | - | - x | x | | - | - 1 | 2 | 3 | 4 | 5	CWS-A02
CXP	9600 Bd No parity (8 data bits) 2 Stop bit	7 I 0 SEt „r232““	7 bAUd „9600“	7 dAtA „8“	7 StoP „2“	7 Parity “NONE”			7 FLOW “NONE” 8 SEtC „0“	on | | x | - | - x | x | | - | - 1 | 2 | 3 | 4 | 5	CXP-A02
DAB 100-3	9600 Bd 7 Data bits 2 Stop bit	L-E	b--9600	-	-	-	-	-		on | | | | x x | x | x | x | 1 | 2 | 3 | 4 | 5	MLB-A05

Balance										**KERN YKB-01N**	
Balance Type	**Configuration**	**Menu settings**								**Printer settings (Switch)**	**Interface cable**
		Mode	Baud rate	Data bits	Stop bits	Parity	Hand shake	Data format	Miscellaneous		
DBS	9600 Bd No parity (8 data bits) 1 Stop bit No handshake	Progrm→ CoM.SET → oUT.1	baud rt „br9600 “	-	STop.1	P.NONE	HS.OFF		DELIM „CR“ INTVL „1sec – final“	on | | x | - | - x | x | | - | - 1 | 2 | 3 | 4 | 5	572-926
		Output interval: Progrm→PRINT→INTVL→**S**electable 1–30 s, 1-10min, final (Data output at end of measurement)									
DLB-A	9600 Bd No parity (8 data bits) 1 Stop bit	Serial→M anuPC oder→ Auto PC	baud rt „br9600 “	-	-	-	-	-		on | | x | - | - x | x | | - | - 1 | 2 | 3 | 4 | 5	572-926
DLT	9600 Bd Keine Parität (8 Datenbits) 1 Stopbit	Prt Man. oder Prt Auto.	baud rt „9600 baud“	-	-	-	-	-	CTS „off“	on | | x | - | - x | x | | - | - 1 | 2 | 3 | 4 | 5	572-926
EG/EW-NM	1200 Bd No parity 6 data bits	7.I.F.1	72.bL.1			73.PA.0			71.o.c.7	on x | x | x | - | - | | | - | - 1 | 2 | 3 | 4 | 5	474-926
EMB-V	9600 Bd Keine Parität (8 Datenbits) 1 Stopbit	rE CR PRINT- key	bAUd 9600							on | | x | - | - x | x | | - | - 1 | 2 | 3 | 4 | 5	572-926
EWJ	9600 Bd No parity 8 data bits Output after pressing „PRINT“	F3 com→ S 232 → P Prt F4 Acc off	BAUD → 9600						PTYPE→ tp	on | | x | - | - x | x | | - | - 1 | 2 | 3 | 4 | 5	CFS-A01

Balance										**KERN YKB-01N**	
Balance Type	**Configuration**	**Menu settings**								**Printer settings (Switch)**	**Interface cable**
		Mode	Baud rate	Data bits	Stop bits	Parity	Hand shake	Data format	Miscellaneous		
FES/FEJ PES/PEJ	1200 Bd No parity 6 data bits 1 Stop bit No handshake	6.I.F.1	62.b.l. →1200			63.PA.0			61.o.c.7	on x x x - - - - 1 2 3 4 5	MLB-A05
FTB-FTC-ITB-ITS-ITT KMB-KMS-KMT	2400 Bd No parity 7 data bits		bAUd→ 2400			PArity→ 7 none				on x x - - x - - 1 2 3 4 5	572-926
GAB-N GAB-DNM	9600 Bd No parity (8 data bits) Automatic data output	P Cont→ AU on	b→ 9600						PTYPE→ tP LAnG→ Eng	on x - - x x - - 1 2 3 4 5	CFS-A01
IFS	9600 Bd No parity	F7 UA → 4UA5	9600	-	-	none	-	-	-	on X - - x x - - 1 2 3 4 5	MLB-A05
ILT-BM	9600 Bd No parity 8 data bits 1 Stop bit No handshake	Com.→ RS23	9600	8	1	none	-	-	-	on x - - X x - - 1 2 3 4 5	MLB-A05
IXS	03rbI→rbI01 9600→rbI02 none→FM11		9600	-	-	none	-	-	-	on - - x - - x x - - - 1 2 3 4 5	CFS-A01

Balance										**KERN YKB-01N**	
Balance Type	**Configuration**	**Menu settings**								**Printer settings (Switch)**	**Interface cable**
		Mode	Baud rate	Data bits	Stop bits	Parity	Hand shake	Data format	Miscellaneous		
KME-KMN-BTEP-UTEP-UTNN-NTEP-NTNN-STB-UTB	9600 Bd No parity (8 data bits) No handshake		F4.3.1→ 9600			F4.3.2→ 8-none	F4.3.3→ off			on 1 2 3 4 5 x x - - - x - - - x	KME: MLB-A05 KMN: MLB-A05 (additional to the original cable)
KDE-T	9600 Bd No parity		9600							on 1 2 3 4 5 x x - - - x - - - x	572-926
KFB-TM KFB-TAM IFB, , BFB, NFB, UFA, UFB	9600 Bd No parity Printout after pressing „PRINT“	PxCOM→ MODE→ PR1	BAUD→ 9600			Pr→ 8n1		Lab x Prt x	PTYPE→ tPUP LAnG→ eng	on 1 2 3 4 5 x x - - - x - - - x	CFS-A01
KFN-TM KFN-TAM BFA, BFN, NFN,NBB, SFB, UFN, UFC	9600 Bd No parity Printout after pressing „PRINT	PxCOM→ MODE→ PR1	BAUD→ 9600			Pr→ 8n1		Lab x Prt x	PTYPE→ tPUP LAnG→ eng	on 1 2 3 4 5 x x - - - x - - - x	CFS-A01 + KFN-A01
KFF-T	9600 Bd No parity Output after pressing M+	MODE→ „**P Prt**“	BAUD→ 9600					Lab 0 Prt 0	PTYPE→ KERN P (ty-tp)	on 1 2 3 4 5 x x - - - x - - - x	KFF-A01
KXE-TM	9600 Bd No parity Output after pressing „PRINT“	RS1-01 →“2“	RS1-02 →“3“	RS1-03 →“0“			-	RS1-07 →“0“	RS1-00→“0-5“ RS1-04→“1“ RS1-05→“0“ RS1-08→“0“	on 1 2 3 4 5 x x - - - x - - - x	572-926

Balance										**KERN YKB-01N**	
Balance Type	**Configuration**	**Menu settings**								**Printer settings (Switch)**	**Interface cable**
		Mode	Baud rate	Data bits	Stop bits	Parity	Hand shake	Data format	Miscellaneous		
KFS-T / BFS / IFS	9600 Bd No parity Output after pressing „PRINT“	4.IF.4 And 42.o.c.1	43.b.l.4			44.PA.0		41.dA.7		on | | x | - | - x | x | | - | - 1 | 2 | 3 | 4 | 5	MLB-A05
KFS-TM	9600 Bd No parity Output after pressing „PRINT“	F7 UA→ 4UA5	F8bl 41b13			F9PA 42.PR.0		41.dA.7		on | | x | - | - x | x | | - | - 1 | 2 | 3 | 4 | 5	CFS-A01
KIB-TM	9600 Bd No parity Output after pressing „PRINT“	PxCOM→M ODE→ PR1	BAUD→ 9600			Pr→ 8n1		Lab x Prt x	PTYPE→ tPUP LAnG→ eng	on | | x | - | - x | x | | - | - 1 | 2 | 3 | 4 | 5	EOC-A12

Balance										**KERN YKB-01N**	
Balance Type	**Configuration**	**Menu settings**								**Printer settings (Switch)**	**Interface cable**
		Mode	Baud rate	Data bits	Stop bits	Parity	Hand shake	Data format	Miscellaneous		
MLB-N MLB-C	9600 Bd		P5-01-2	P5-03-2	P5-04-1	P5-02-0	P5-05-0			on | | x | - | - x | x | | - | - 1 | 2 | 3 | 4 | 5	MLB-A05
MLS-D		P3.1 COM1	P3.1.1 BAUD 9600	P3.1.2 PARIT. kein							
MLS-A	9600 Bd No parity No continuous data output		Series → Baud rate→ 9600			Series → Parity → off			Series → Continuous →off	on | | x | - | - x | x | | - | - 1 | 2 | 3 | 4 | 5	MLB-A05
MPP	9600 Bd No parity (8 data bits) 1 Stop bit No handshake									on | | x | - | - x | x | | - | - 1 | 2 | 3 | 4 | 5	Interface cable as per standard
MPS	9600 Bd No parity (8 data bits) 1 Stop bit No handshake									on | | x | - | - x | x | | - | - 1 | 2 | 3 | 4 | 5	MPS-A08
MPU	9600 Bd No parity (8 data bits)									on | | x | - | - x | x | | - | - 1 | 2 | 3 | 4 | 5	Interface cable as per standard

Balance										**KERN YKB-01N**	
Balance Type	**Configuration**	**Menu settings**								**Printer settings (Switch)**	**Interface cable**
		Mode	Baud rate	Data bits	Stop bits	Parity	Hand shake	Data format	Miscellaneous		
PBS/PBJ	9600 Bd No parity (8 data bits) 1 Stop bit No handshake	Menu group 7 HFbPS d	b-9600		S -1	P-no	H-off	F-Eb	d-CR	on | | x | - | - x | x | | - | - 1 | 2 | 3 | 4 | 5	770-926
PET / ILT-NM	Communication→ COM1→Geschw. 9600→Daten8→ Stop1→ Parity none		9600	8	1	none	-	-	-	On - | - | x | - | - x | x | - | - | - 1 | 2 | 3 | 4 | 5	MLB-A05
PFB	9600 Bd No parity 8 Data bits, printout after pressing „PRINT“	S 232 MODE → P Prt	BAUD→ 9600						PTYPE→ tp	on | | x | - | - x | x | | - | - 1 | 2 | 3 | 4 | 5	CFS-A01
PNJ/PNS	9600 Bd No parity 8 Data bits, printout after pressing „PRINT	7.1.F.1 71.oc.7	[72 b.L.4] → 9600	-	-	keine	-	-	-	On - | - | x | - | - x | x | - | - | - 1 | 2 | 3 | 4 | 5	MLB-A05
PLJ-CM	P3Communication →P3.1Com1→P3. 1.1 baud 9600→P3.1.2 Parity none		9600	-	-	none	-	-	-	On - | - | x | - | - x | x | - | - | - 1 | 2 | 3 | 4 | 5	MLB-A05
RPB-DM	Cal F9→9600 CalF10→8n1		9600	8	1	none	-	-	Input price before printout	On - | - | x | - | - x | x | - | - | - 1 | 2 | 3 | 4 | 5	CFS-A01

- = setting Switch 4 and 5 not relevant, if no parity (8 bits)

2. KERN 911-013

Balance										**KERN 911-013**	
Balance Type	**Configuration**	**Menu settings**								**Printer settings (Switch)**	**Interface cable**
		mode	Baud rate	Data bits	Stop bits	Parity	Hand shake	Data format	Miscellaneous		
440-572-573-CB-DE-DS-KB-CKE-QKE-PCB-CDE-CME-CDEE-FCB-FKB	9600 Bd No parity		9600							on 1 2 3 4 5 6 7 8 x x x x x x x x	572-926 (adapter 9/24 poles added to the printer) or old: 572-928
470	Not possible										
474	Not possible										
770 GS/GJ, CGB	1200 Bd odd parity 1 Stop bit, 7 Bit ASCII Handshake 2 charakter after CTS		1200			odd				on 1 2 3 4 5 6 7 8 x x x x x x x x	770-926 (ABS-A05)
ABS/ABJ ABT	1200 Bd No parity (8 data bits) 1 Stop bit No handshake	iF:USEr	1200		S-S1	P-no	H-off	F-dF.1	d-CR	on 1 2 3 4 5 6 7 8 x x x x x x x x	770-926 (ABS-A05)
ACS/ACJ ABS-N / ABJ-NM	1200 Bd No parity (8 data bits) 1 Stop bit No handshake	MODE „U“	1200		S.1	P.NONE	HS.OFF	DF.1	DELIM „CR“	on 1 2 3 4 5 6 7 8 x x x x x x x x	770-926 (ABS-A05)

AES/AEJ	1200 Bd No parity	7.I.F.2	1200			73.PA.0			71.o.c.3 or 71.o.c.7	on x x x x x x x x 1 2 3 4 5 6 7 8	MLB-A05 + (Adapter 9/24 poles added to the printer) + gender changer (yellow) on the printer side
ALJ-N/ALS-N PLJ-N /PLS-N ALT/PLT, ILT	9600 Bd No parity (8 data bits) 1 Stop bit		9600				off			on x x x x x x x x 1 2 3 4 5 6 7 8	MLB-A05 + (Adapter 9/24 poles added to the printer) + gender changer (yellow) on the printer side
ALJ_ALS / PLJ_PLS-A/F PLE-N	9600 Bd No parity (8 data bits) 1 Stop bit		baud rt „br9600“				off			on x x x x x x x x 1 2 3 4 5 6 7 8	572-926 (adapter 9/24 poles added to the printer) or old: 572-928
ARJ-S/PRJ-S/ MRS / 880	9600 Bd No parity (8 data bits) 1 Stop bit		Set Interface BAUD 9600			Set Interface PARITY 8-NO-1STOP	Set Interface HAND-SHAKE „NO“			on x x x x x x x x 1 2 3 4 5 6 7 8	PR-A23 + (Adapter 9/24 poles added to the printer) + gender changer (yellow) on the printer side

Balance										**KERN 911-013**	
Balance Type	**Configuration**	**Menu settings**								**Printer settings (Switch)**	**Interface cable**
		mode	Baud rate	Data bits	Stop bits	Parity	Hand shake	Data format	Miscellaneous		
CFS	4800 Bd No parity (8 data bits)	Pmode Print „AUoff“	P baud “b 4800”			Parity “8 n l”			Ptype “tPUP”	on 1 2 3 4 5 6 7 8 x x x x x x x x	CFS-A01 (=zero modem cable with female plug, but without jumpers in the plug)
CPB/ RPB-NM	4800 Bd No parity (8 data bits)	Port „on“	4800 bPS							on 1 2 3 4 5 6 7 8 x x x x x x x x	MLB-A05
CPB-N CPB-DM	9600 Bd No parity Automatic summation mode	F4→ AU on	BAUD→ 9600						PTYPE→ tP LAnG→ Eng	on 1 2 3 4 5 6 7 8 x x x x x x x x	CFS-A01
CWS	9600 Bd No parity (8 data bits)		F- 06-04=“2“			F- 06-05=“2“		F- 06-03=“0“	F- 06-01=“0“	on 1 2 3 4 5 6 7 8 x x x x x x x x	CWS-A02 + gender changer (yellow) + (adapter 9/24 poles) added to the printer
CXP	9600 Bd No parity (8 data bits) 2 Stop bit	7 I 0 SEt „r232““	7 bAUd „9600“	7 dAtA „8“	7 StoP „2“	7 Parity “NONE”			7 FLOW “NONE”	on 1 2 3 4 5 6 7 8 x x x x x x x x	CXP-A02 + gender changer (yellow) + (adapter 9/24 poles) added to the printer
CPB/ RPB-NM	4800 Bd No parity (8 data bits)	Port „on“	4800 bPS							on 1 2 3 4 5 6 7 8 x x x x x x x x	MLB-A05

Balance										**KERN 911-013**	
Balance Type	**Configuration**	**Menu settings**								**Printer settings (Switch)**	**Interface cable**
		mode	Baud rate	Data bits	Stop bits	Parity	Hand shake	Data format	Miscellaneous		
DLB-A	9600 Bd No parity (8 data bits) 1 Stop bit	Serial→ ManuP C oder→ Auto PC	baud rt „br9600“							on 1 2 3 4 5 6 7 8 x x x x x x x x	572-926
DBS	9600 Bd No parity (8 data bits) 1 Stop bit No handshake	Progrm →CoM. SET→ oUT.1	baud rt „br9600“	-	STop.1	P.NONE	HS.OFF		DELIM „CR+LF“ INTVL „1sec – final“	on 1 2 3 4 5 6 7 8 x x x x x x x x	572-926
		Output interval: Progrm→PRINT→INTVL→**S**electable 1–30 s, 1-10min, final (Data output at end of measurement)									
	 New line in Header is not correctly										
DLT	9600 Bd No parity (8 data bits) 1 Stopbit	Prt Man. oder Prt Auto.	baud rt „9600 baud“						„off“	on 1 2 3 4 5 6 7 8 x x x x x x x x	572-926

Balance										**KERN 911-013**	
Balance Type	**Configuration**	**Menu settings**								**Printer settings (Switch)**	**Interface cable**
		mode	Baud rate	Data bits	Stop bits	Parity	Hand shake	Data format	Miscellaneous		
EMB-V	9600 Bd No parity (8 data bits) 1 Stop bit	rE CR PRINT-Taste	bAUd 9600							on x x x x x x x x 1 2 3 4 5 6 7 8	572-926
EG/EW-NM	1200 Bd No parity 6 data bits	7.I.F.1	72.bL.1			73.PA.0			71.o.c.7	on x x x x x x x x 1 2 3 4 5 6 7 8	474-926
FES FEJ PES PEJ	1200 Bd No parity 6 data bits 1 Stop bit No handshake	6.I.F.1	62.b.l. →1200			63.PA.0			61.o.c.7	on x x x x x x x x 1 2 3 4 5 6 7 8	474-926 or MLB-A05
	printout incorrect - the date is upside down										

Balance										**KERN 911-013**	
Balance Type	**Configuration**	**Menu settings**								**Printer settings (Switch)**	**Interface cable**
		mode	Baud rate	Data bits	Stop bits	Parity	Hand shake	Data format	Miscellaneous		
FTB- FTC- ITB/ITS ITT KMB KMS KMT	2400 Bd No parity 7 data bits		bAUd→ 9600			PArity→ 7 none				on 1 2 3 4 5 6 7 8 x x x x x x	572-926 (adapter 9/24 poles added to the printer) or old: 572-928
GAB-N GAB-DNM	9600 Bd No parity (8 data bits) Automatic data output	P Cont→ AU on	b→ 9600						PTYPE→ tP LAnG→ Eng	on 1 2 3 4 5 6 7 8 x x x x x x	CFS-A01 + gender changer (yellow) + (adapter 9/24 poles) added to the printer
KDE-T	9600 Bd No parity		9600							on 1 2 3 4 5 6 7 8 x x x x x x	572-926 (adapter 9/24 poles added to the printer) or old: 572-928
KME KMN BTEP UTEP UTNN NTEP NTNN STB UTB	9600 Bd No parity (8 data bits) No handshake		F4.3.1→ 9600			F4.3.2→ 8-none	F4.3.3→ off			on 1 2 3 4 5 6 7 8 x x x x x x	MLB-A05 + (adapter 9/24 poles added to the printer)

Balance										**KERN 911-013**	
Balance Type	**Configuration**	**Menu settings**								**Printer settings (Switch)**	**Interface cable**
		mode	Baud rate	Data bits	Stop bits	Parity	Hand shake	Data format	Miscellaneous		
KFB-TM IFB, BFB, UFB	9600 Bd No parity Printout after pressing „PRINT“	PxCOM → MODE→ PR1	BAUD→ 9600			Pr→ 8n1		Lab x Prt x	PTYPE→ tPUP LAnG→ eng	on 1 2 3 4 5 6 7 8 x x x x x x x x	CFS-A01 + gender changer (yellow) + (adapter 9/24 poles added to the printer)
KFN-TM BFN, SFB, UFN	9600 Bd No parity Printout after pressing „PRINT“	PxCOM → MODE → PR1	BAUD→ 9600			Pr→ 8n1		Lab x Prt x	PTYPE→ tPUP LAng→ eng	on 1 2 3 4 5 6 7 8 x x x x x x x x	KFN-A01
KFS-T / BFS / IFS	9600 Bd No parity Printout after pressing „PRINT“	4.IF.4 And 42.o.c.1	43.b.l.4			44.PA.0		41.dA.7	KFS-T / BFS / IFS	on 1 2 3 4 5 6 7 8 x x x x x x x x	MLB-A05 + Gender changer (yellow) + (adapter 9/24 poles added to the printer)
KFF-T	9600 Bd No parity Output after pressing “M+”	MODE → P Prt	BAUD→ 9600					Lab 0 Prt 0	PTYPE→ KERN P (ty-tp)	on 1 2 3 4 5 6 7 8 x x x x x x x x	CFS-A01

Balance										**KERN 911-013**	
Balance Type	**Configuration**	**Menu settings**								**Printer settings (Switch)**	**Interface cable**
		mode	Baud rate	Data bits	Stop bits	Parity	Hand shake	Data format	Miscellaneous		
MLB-N	9600 Bd		P5-01 bAud 9600							on x x x x x x x x 1 2 3 4 5 6 7 8	MLB-A05 +
MLS-A	9600 Bd No parity No continuous data output		Series → Baud rate→ 9600			Series → Parity → off			Series → Continuous →off	on x x x x x x x x 1 2 3 4 5 6 7 8	MLB-A05
MLS-N	9600 Bd No parity (8 data bits) 1 Stop bit No handshake	-	P5-01-2	P5-03-2	P5-04-1	P5-02-0	P5-05-0			on x x x x x x x x 1 2 3 4 5 6 7 8	MLB-A05
MLS-D	9600 Bd Keine Parität 8 Datenbits 1 Stopbit Kein Handshake	-	P3.1 COM1	P3.1.1 BAUD 9600	P3.1.2 PARIT. kein					on x x x x x x x x 1 2 3 4 5 6 7 8	MLB-A05



Balance										**KERN 911-013**	
Balance Type	**Configuration**	**Menu settings**								**Printer settings (Switch)**	**Interface cable**
		mode	Baud rate	Data bits	Stop bits	Parity	Hand shake	Data format	Miscellaneous		
MPP	9600 Bd No parity (8 data bits) 1 Stop bit No handshake									on 1 2 3 4 5 6 7 8 x x x x x x	Interface cable as per standard + gender changer (yellow) on the printer side + (adapter 9/24 poles added to the printer)
MPS	9600 Bd No parity (8 data bits) 1 Stop bit No handshake									on 1 2 3 4 5 6 7 8 x x x x x x	MPS-A08 + gender changer (yellow) on the printer side + (adapter 9/24 poles added to the printer)
MPU	9600 Bd No parity (8 data bits)									on 1 2 3 4 5 6 7 8 x x x x x x	Interface cable as per standard + gender changer (yellow) on the printer side + (adapter 9/24 poles added to the printer)
MPE	9600 Bd No parity (8 data bits), Printout after pressing „PRINT“	F2 Sut →Prt F3 PRT →Prt →0-3(je nach Printout see manual MPE (Standard 0)	BAUD→ 9600						PTYPE→ tpup	on 1 2 3 4 5 6 7 8 x x x x x x	CFS-A01 (=Nullmodem-Kabel m. Stecker-Buchse allerdings ohne Brücken im Stecker)
PBS PBJ	9600 Bd No parity (8 data bits) 1 Stop bit No handshake	Menu group 7 HFbPSd	b-9600		S -1	P-no	H-off	F-Eb	d-CR	on 1 2 3 4 5 6 7 8 x x x x x x	770-926 ABS-A05)

Balance										**KERN 911-013**	
Balance Type	**Configuration**	**Menu settings**								**Printer settings (Switch)**	**Interface cable**
		mode	Baud rate	Data bits	Stop bits	Parity	Hand shake	Data format	Miscellaneous		
PFB	9600 Bd No parity 8 Data bits, printout after pressing „PRINT“	S 232 MODE → P Prt	BAUD→ 9600						PTYPE→ tp	on 1 2 3 4 5 6 7 8 x x x x x x	CFS-A01 + gender changer (yellow) + (adapter 9/24 poles added to the printer)
PNJ / PNS	printout incorrect - the date is upside down										

3. KERN YKS-01

DIP Switch setting:

Speed SW1 SW2	1200 ON ON	2400 OFF ON	4800 ON OFF	9600 OFF OFF
SW3 OFF ON OFF ON	SW4 OFF OFF ON ON	FORMAT 8 bits – no parity 7 bits – odd parity 7 bits – even parity 7 bits – ignore parity		
SW5	ON OFF	Summer time Winter time		
SW6	ON OFF	Statistics ON Statistics OFF		
Lang. SW7 SW8	POL. ON ON	GER. OFF ON	ENG. ON OFF	FRA. OFF OFF

Balance										**KERN YKS-01**	
Balance Type	**Configuration**	**Menu settings**								**Printer settings (Switch)**	**Interface cable**
		mode	Baud rate	Data bits:	Stop bits	Parity	Hand shake	Data format	Miscellaneous		
440-572-573-CB-DE-DS-KB-CKE-QKE-PCB-CDE-CME-CDEE-FCB-FKB	9600 Bd No parity		9600		S-S1	P-no	H-off	F-dF.1	d-CR	on off x x x x 1 2 3 4	572-926

Balance										**KERN YKS-01**	
Balance Type	**Configura-tion**	**Menu settings**								**Printer settings (Switch)**	**Interface cable**
		mode	Baud rate	Data bits:	Stop bits	Parity	Hand shake	Data format	Miscella neous		
470	Not possible										
474	Not possible										
ABS/ABJ ABT	1200 Bd No parity (8 data bits) 1 Stop bit No handshake	iF:USEr	1200		S-S1	P-no	H-off	F-dF.1	d-CR	on: x x off: x x 1 2 3 4	770-926 (ABS-A05)
ACS/ACJ ABS-N / ABJ-NM	9600 Bd No parity (8 data bits) 1 Stop bit No handshake	MODE „U“	9600		S.1	P.NONE	HS.OFF	DF.1	DELIM „CR“	on: off: x x x x 1 2 3 4	ACS-A01
AES/AEJ	1200 Bd No parity	7.I.F.2	1200			73.PA.0			71.o.c.3 or 71.o.c.7	on: x x off: x x 1 2 3 4	MLB-A05
AEJ-CM AES-C PLJ-C	P3Communication→COM1→Baud 9600→Parity None		9600	-	-	none	-	-	-	on: off: x x x x 1 2 3 4	MLB-A05
AET-NM	9600 Bd No parity (8 data bits) 1 Stop bit No handshake	Admin →Communication→ Com1	9600	8	1	none				on: x x off: x x 1 2 3 4	MLB-A05

Balance										**KERN YKS-01**	
Balance Type	**Configura-tion**	**Menu settings**								**Printer settings (Switch)**	**Interface cable**
		mode	Baud rate	Data bits:	Stop bits	Parity	Hand shake	Data format	Miscella neous		
ALJ-AM ALS-A	9600 Bd Keine Parität (8 Datenbits) 1 Stopbit Kein Handshake	PC→Pr tr→Pr →CnD	9600	8	1	keine	-	-	-	on off x x x x 1 2 3 4	572-926
ALJ-N/ALS-N PLJ-N /PLS-N ALT/PLT, ILT	9600 Bd No parity (8 data bits) 1 Stop bit		9600				off			on off x x x x 1 2 3 4	MLB-A05
ALJ_ALS / PLJ_PLS-A/F PLE-N	9600 Bd No parity (8 data bits) 1 Stop bit		baudrt → br 9600				off			on off x x x x 1 2 3 4	572-926
ARJ-S/PRJ-S/ MRS / 880	9600 Bd No parity (8 data bits) 1 Stop bit		Set Interf. BAUD 9600			Set Interf. PARITY 8-NO-1STOP	Set Interf. HAND-SHAKE „NO“			on off x x x x 1 2 3 4	PR-A23
PFB-M EWJ	YKS is not working with PFB-M (only verifed models) and EWJ (complete).										

Balance	KERN YKS-01											
Balance Type	**Configura-tion**	**Menu settings**									**Printer settings (Switch)**	**Interface cable**
		mode	Baud rate	Data bits:	Stop bits	Parity	Hand shake	Data format	Miscella neous			
CFS	Not possible											
CPB / RPB-NM	Not possible											
CPB-N CPB-DM	Not possible											
CWS	Not possible											
CXP	Not possible											
DLB-A	Not possible											
DLT	Not possible											
DBS	9600 Bd No parity 8 data bits 1 Stop bit No handshake	Progrm →CoM. SET→ oUT.1	baud rt „br9600“	-	STop. 1	P.NONE	HS.OFF		DELIM „CR“ INTVL „1sec – final“	on off 1	x 2	x 3	x 4	572-926
		Output interval: Progrm→PRINT→INTVL→**S**electable 1–30 s, 1-10min, final (Data output at end of measurement)										

Balance										**KERN YKS-01**	
Balance Type	**Configuration**	**Menu settings**								**Printer settings (Switch)**	**Interface cable**
		mode	Baud rate	Data bits:	Stop bits	Parity	Hand shake	Data format	Miscellaneous		
EMB-V	Not possible										
EG/EW-NM	1200 Bd No parity 6 data bits	7.I.F.1	72.bL.1			73.PA. 0			71.o.c.7	on: x x off: x x 1 2 3 4	474-926
EWJ 600-2M	F3Com→S232→P Prt→9600→tP		9600	-	-	-	-	-	tP	on: off: x x x x 1 2 3 4	CFS-A01
FES/FEJ PES/PEJ	1200 Bd No parity 6 data bits 1 Stop bit No handshake	6.I.F.1	62.b.l. →1200			63.PA. 0			61.o.c.7	on: x x off: x x 1 2 3 4	MLB-A05
FTB-FTC-ITB-ITS-ITT KMB-KMS-KMT	2400 Bd No parity 7 data bits		bAUd→ 2400			PArity → 7 none				on: x x off: x x 1 2 3 4	572-926
GAB-N GAB-DNM	9600 Bd No parity (8 data bits) Automatic data output	P Cont→ AU on	b→ 9600						PTYPE → tP LAnG→ Eng	on: off: x x x x 1 2 3 4	CFS-A01

Balance										**KERN YKS-01**	
Balance Type	**Configuration**	**Menu settings**								**Printer settings (Switch)**	**Interface cable**
		mode	Baud rate	Data bits:	Stop bits	Parity	Hand shake	Data format	Miscellaneous		
ILT-BM	9600 Bd No parity 8 data bits 1 Stop bit No handshake	Com.→ RS23	9600	8	1	none	-	-	-	on off x x x x 1 2 3 4	MLB-A05
IXS	03rbI→rbI01 9600→rbI02 none→FM11		9600	-	-	none	-	-	-	on off x x x x 1 2 3 4	CFS-A01
KME-KMN-BTEP-UTEP-UTNN-NTEP-NTNN-STB-UTB	9600 Bd No parity (8 data bits) No handshake		F4.3.1 → 9600			F4.3.2 → 8-none	F4.3.3 → off			on off x x x x 1 2 3 4	KME: MLB-A05 KMN: MLB-A05 (additional to the original cable)
KDE-T	9600 Bd No parity		9600							on off x x x x 1 2 3 4	572-926
KFB-TM IFB, BFB, UFB IFS-M KFS-TM	9600 Bd No parity Printout after pressing „PRINT“	PxCOM → MODE → PR1	BAUD → 9600			Pr→ 8n1		Lab x Prt x	PTYPE → tPUP LAnG→ eng	on off x x x x 1 2 3 4	CFS-A01

Balance										**KERN YKS-01**	
Balance Type	**Configuration**	**Menu settings**								**Printer settings (Switch)**	**Interface cable**
		mode	Baud rate	Data bits:	Stop bits	Parity	Hand shake	Data format	Miscellaneous		
KFN-TM BFN, SFB, UFN	9600 Bd No parity Printout after pressing „PRINT“	PxCOM → MODE → PR1	BAUD → 9600			Pr→ 8n1		Lab x Prt x	PTYPE → tPUP LAnG→ eng		KFN-A01
KXE-TM SFE	9600 Bd No parity Printout after pressing „PRINT“	RS1-01 →“2“	RS1-02 →“3“	RS1-03 →“0“			-	RS1-07 →“0“	RS1-00 →“0-5“ RS1-04 →“1“ RS1-05 →“0“ RS1-08 →“0“	on off x x x x 1 2 3 4	572-926
MLB/MLS	Not possible										
MPP	9600 Bd Keine Parität 8 Datenbits 1 Stopbit Kein Handshake									on off x x x x 1 2 3 4	Standardmäßiges Schnittstellenkabel
MPS	9600 Bd Keine Parität 8 Datenbits 1 Stopbit Kein Handshake									on off x x x x 1 2 3 4	MPS-A08
MPU	9600 Bd Keine Parität 8 Datenbits									on off x x x x 1 2 3 4	Standardmäßiges Schnittstellenkabel

Balance										**KERN YKS-01**	
Balance Type	**Configura-tion**	**Menu settings**								**Printer settings (Switch)**	**Interface cable**
		mode	Baud rate	Data bits:	Stop bits	Parity	Hand shake	Data format	Miscella neous		
KFF-T	9600 Bd No parity Output after pressing M+	MODE → „**P Prt**“	BAUD → 9600					Lab 0 Prt 0	PTYPE → KERN P (ty-tp)	on off x x x x 1 2 3 4	CFS-A01
KFS-T / BFS / IFS	9600 Bd No parity Printout after pressing „PRINT“	4.IF.4 And 42.o.c. 1	43.b.l.4			44.PA. 0		41.dA. 7		on off x x x x 1 2 3 4	MLB-A05
MPP	9600 Bd No parity (8 data bits) 1 Stop bit No handshake									on off x x x x 1 2 3 4	Interface cable as per standard
MPS	9600 Bd No parity (8 data bits) 1 Stop bit No handshake									on off x x x x 1 2 3 4	MPS-A08
MPU	9600 Bd No parity (8 data bits)									on off x x x x 1 2 3 4	Interface cable as per standard

Balance										**KERN YKS-01**	
Balance Type	**Configura-tion**	**Menu settings**								**Printer settings (Switch)**	**Interface cable**
		mode	Baud rate	Data bits:	Stop bits	Parity	Hand shake	Data format	Miscella neous		
PBS/PBJ	9600 Bd No parity (8 data bits) 1 Stop bit No handshake	Menu group 7 HFbPS d	b-9600		S -1	P-no	H-off	F-Eb	d-CR	on off x x x x 1 2 3 4	770-926
PET / ILT-NM	Com.→COM 1→9600Bd→ 8 data bits → Stop1→ No parity		9600	8	1	none	-	-	-	on off x x x x 1 2 3 4	MLB-A05
PFB	9600 Bd No parity 8 Data bits, printout after pressing „PRINT“	S 232 MODE → P Prt	BAUD → 9600						PTYPE →tp	on off x x x x 1 2 3 4	CFS-A01
PLJ -CM	P3Communi cation→P3.1 Com1→P3.1. 1 baud 9600→P3.1. 2 Parity none		9600	-	-	none	-	-	-	on off x x x x 1 2 3 4	MLB-A05

4. KERN YKN-01

DIP Switch setting:

DIP Switch	Baud Rate
ON ■■■□□□ □□□□□□ 1 2 3 4 5 6	150
ON □■■□□□ ■□□□□□ 1 2 3 4 5 6	300
ON ■□■□□□ □■□□□□ 1 2 3 4 5 6	600
ON □□■□□□ ■■□□□□ 1 2 3 4 5 6	1200
ON ■■□□□□ □□■□□□ 1 2 3 4 5 6	2400
ON □■□□□□ ■□■□□□ 1 2 3 4 5 6	4800
ON ■□□□□□ □■■□□□ 1 2 3 4 5 6	9600
ON □□□□□□ ■■■□□□ 1 2 3 4 5 6	19200

DIP Switch	
ON □□□□■■ □□□□□□ 1 2 3 4 5 6	8 -Non
ON □□□□■□ □□□□□■ 1 2 3 4 5 6	8-Odd
ON □□□□□■ □□□□■□ 1 2 3 4 5 6	8-Even
ON □□□□□□ □□□□■■ 1 2 3 4 5 6	7- Even

DIP Switch	
ON □□□■□□ □□□□□□ 1 2 3 4 5 6	Mark
ON □□□□□□ □□□■□□ 1 2 3 4 5 6	XON XOFF

Ex-factory Setting

■□□□■■
□■■■□□
1 2 3 4 5 6

Balance										**KERN YKN-01**	
Balance Type	**Configuration**	**Menu settings**								**Printer settings (Switch)**	**Interface cable**
		mode	Baud rate	Data bits:	Stop bits	Parity	Hand shake	Data format	Miscellaneous		
440-N	9600 Bd	rE-Cr	9600	-	-	-	-	LAPr	-	on x - - - x x - x x x - - 1 2 3 4 5 6	572-926
ABJ-NM ABS-N	MODE U →bps 9600 →parity none →stop 1 →HS oFF→DF.1		9600	8	1	none	off	DF.1	-	on x - - - x x - x x x - - 1 2 3 4 5 6	ACS-A01
ABT-DM	1200 Bd No parity (8 data bits) 1 Stop bit No handshake	iF:USEr →	1200 →io.b: b-1200	8	S-S1 →io.S: S-S1	none →io.P: P-no	off →io.H: H-oFF	F-dF.1	d-CR	on - - x - - - x x - - - - 1 2 3 4 5 6	770-926
AEJ-CM AES-C PLJ-C	P3 Communication→COM1→Baud 9600→Parity none		9600	-	-	none	-	-	-	on x - - - x x - x x x - - 1 2 3 4 5 6	MLB-A05
AET-NM	Admin→Communication→COM1		9600	8	1	none	-	-	-	on x - - - x x - x x x - - 1 2 3 4 5 6	MLB-A05
ALJ-AM ALS-.A	9600 Bd No parity (8 data bits) 1 Stop bit No handshake	PC-Prtr→Pr→Cnd	9600	8	1	none	-	-	-	on x - - - x x - x x x - - 1 2 3 4 5 6	572-926
										on x - - - x x - x x x - - 1 2 3 4 5 6	

Balance										**KERN YKN-01**	
Balance Type	**Configuration**	**Menu settings**								**Printer settings (Switch)**	**Interface cable**
		mode	Baud rate	Data bits:	Stop bits	Parity	Hand shake	Data format	Miscellaneous		
CFS / CCS	9600 Bd No parity (8 data bits) 1 Stop bit No handshake	F2 Prt→Pnod E→Prnt→ AU off	9600	8	1	none	-	tPUP	-	on x - - - x x - x x x - - 1 2 3 4 5 6	CFS-A01
CPB-N	F4 AU oFF B9600 tP!!		9600	-	-	-	-	tP	tP	on x - - - x x - x x x - - 1 2 3 4 5 6	CFS-A01
DBS	COM.SET→out.I→ B.1200→P.None→ Stop.1→HS.oFF→ CR	Menu→ Print→C ND.oUT	1200	-	-	none	Hs.oFF	-	-	on x - - - x x - x x x - - 1 2 3 4 5 6	572-926
DE-A	→io.H:oFF PR-reCR	rE-Cr	9600	8	1	none	Aus	LAPr	-	on x - - - x x - x x x - - 1 2 3 4 5 6	572-926
										on x - - - x x - x x x - - 1 2 3 4 5 6	
										on x - - - x x - x x x - - 1 2 3 4 5 6	

Balance										**KERN YKN-01**	
Balance Type	**Configuration**	**Menu settings**								**Printer settings (Switch)**	**Interface cable**
		mode	Baud rate	Data bits:	Stop bits	Parity	Hand shake	Data format	Miscellaneous		
EMB-V	9600 Bd No parity (8 data bits) 1 Stop bit	Pr→rE Cr	9600	8	1	none	-	-	-	on x - - - x x - x x x - - 1 2 3 4 5 6	572-926
EG-NM	i.F. 72.b.L. → 4		9600	8	-	none	-	-	-	on x - - - x x - x x x - - 1 2 3 4 5 6	474-926
EWJ	F3Com→S232→P Prt→9600→tP		9600	-	-	-	-	-	-	on x - - - x x - x x x - - 1 2 3 4 5 6	CFS-A01
FCB	Pr→rE-Cr→baud 9600		9600	-	-	-	-	LAPr	-	on x - - - x x - x x x - - 1 2 3 4 5 6	572-926
GAB -NM	AU on →b9600→LP		9600	-	-	-	-	-	-	on x - - - x x - x x x - - 1 2 3 4 5 6	CFS-A01

Balance										**KERN YKN-01**	
Balance Type	**Configuration**	**Menu settings**								**Printer settings (Switch)**	**Interface cable**
		mode	Baud rate	Data bits:	Stop bits	Parity	Hand shake	Data format	Miscellaneous		
ILJ-CM	Menü: P3 Com.→P3.1 COM1→P3.1.1 baud 4800 P3.1.2 Parity none		4800	-	-	none	-	-		on x - - - x x - x x x - - 1 2 3 4 5 6	MLB-A05
ILT-BM	Communication→RS232(1)→9600→Daten8→Sttop1→ Parity none		9600	8	1	none	-	-	-	on x - - - x x - x x x - - 1 2 3 4 5 6	MLB-A05
IXS60K2LM	03rbI→rbI01 9600→rbI02 none →FM11		9600	-	-	none	-	-	-	on x - - - x x - x x x - - 1 2 3 4 5 6	CFS-A01
KFB-TM / KFN-TM	Ptype:tPUP Pr→8n1	Pr1	9600	8	1	none	-	Lab Prt	Pr1 Lab	on x - - - x x - x x x - - 1 2 3 4 5 6	CFS-A01
KFS-T	9600 Bd Parity none	F7 UA → 4UA5	9600	-	-	none	-	-	-	on x - - - x x - x x x - - 1 2 3 4 5 6	MLB-A05

Balance										**KERN YKN-01**	
Balance Type	**Configuration**	**Menu settings**								**Printer settings (Switch)**	**Interface cable**
		mode	Baud rate	Data bits:	Stop bits	Parity	Hand shake	Data format	Miscellaneous		
MLB-C	9600 Bd No parity (8 data bits) 1 Stop bit No handshake	P5 01 →9600	9600	8	1	none	off	-	**P5-04-Prn_Pc „Yes“**	on x - - - x x - x x x - - 1 2 3 4 5 6	MLB-A05
MLS-C	Not possible										MLB-A05
MPS	Menu settings are not changeable		9600	8	1	none	off	-	-	on x - - - x x - x x x - - 1 2 3 4 5 6	MPS-A08
MXS	Menu settings are not changeable		9600	8	1	none	off	-	-	on x - - - x x - x x x - - 1 2 3 4 5 6	MPS-A08
MWA	9600Bd		9600	8	1	Keine	Aus	-	3x F→ F3 Prt→ BMI→F→ASK	on x - - - x x - x x x - - 1 2 3 4 5 6	CFS-A01
										on x - - - x x - x x x - - 1 2 3 4 5 6	
										on x - - - x x - x x x - - 1 2 3 4 5 6	

Balance										**KERN YKN-01**	
Balance Type	**Configuration**	**Menu settings**								**Printer settings (Switch)**	**Interface cable**
		mode	Baud rate	Data bits:	Stop bits	Parity	Hand shake	Data format	Miscellaneous		
PBJ / PBS	9600 Bd No parity (8 data bits) 1 Stop bit No handshake	Menu group 7 HFbPSd	b-9600		S-1	P-no	H-off	F-Eb	d-CR	on x - - - x x - x x x - - 1 2 3 4 5 6	770-926
PCB	Pr→reCR LAPr→Net Baud 9600		9600	-	-	-	-	LAPr	-	on x - - - x x - x x x - - 1 2 3 4 5 6	572-926
PEJ / PBS	6.1.F.3 →61 o.C 7 →62 bl auf 4!! →63 P.A. 0 →64. D.L. 8 →65. St auf 1!!	Menu 6.1.F.3	9600	8	1	none	-	-	-	on x - - - x x - x x x - - 1 2 3 4 5 6	474-926
PET ILT-NM	Communication→COM1→Geschw. 9600→Daten 8→Stop 1→ Parity none		9600	8	1	none	-	-	-	on x - - - x x - x x x - - 1 2 3 4 5 6	MLB-A05
PFB	F3 COM →5 232 →P Prt →b 9600 →tP		9600	-	-	-	-	-	tP	on x - - - x x - x x x - - 1 2 3 4 5 6	CFS-A01
PLE-N	PC-Prtr Pr CMd Baud →br 9600		9600	-	-	-	-	-	-	on x - - - x x - x x x - - 1 2 3 4 5 6	572-926
PLS-A PLJ-A	PC-Prtr Pr CMd Baud →br 9600		9600	-	-	-	-	-	-	on x - - - x x - x x x - - 1 2 3 4 5 6	572-926

Balance										**KERN YKN-01**	
Balance Type	**Configuration**	**Menu settings**								**Printer settings (Switch)**	**Interface cable**
		mode	Baud rate	Data bits:	Stop bits	Parity	Hand shake	Data format	Miscellaneous		
PLJ-M	P3Communication →P3.1 COM1→P3.1.1 baud 9600→P3.1.2 parity none		9600	-	-	none	-	-	-	on x - - - x x - x x x - - 1 2 3 4 5 6	MLB-A05
PNJ / PNS			72. b.L. →9600			keine		7. I.F. 1 (6-stellig)		on x - - - x x - x x x - - 1 2 3 4 5 6	MLB-A05
RPB	CalF9→9600→Cal F10→8n1		9600	8	1	none	-	-	Input price before output	on x - - - x x - x x x - - 1 2 3 4 5 6	CFS-A01
										on x - - - x x - x x x - - 1 2 3 4 5 6	
										on x - - - x x - x x x - - 1 2 3 4 5 6 1 2 3 4 5 6	

5. KERN YKE-01

Balance										**KERN YKE-01**	
Balance Type	**Configura-tion**	**Menu settings**								**Printer settings**	**Interface cable**
		mode	Baud rate	Data bits:	Stop bits	Parity	Hand shake	Data format	Miscellaneous		
DBS	9600 Bd No parity (8 data bits) 1 Stop bit No handshake	Progrm→C oM.SET→ oUT.1	baud rt „br9600“	-	STop.1	P.NONE	HS.OFF		DELIM „CR“ INTVL „1sec – final“	9600 bds 8 bits, No CR+LF Font heigh 2 font width 2 Charc. set US Graphic mode 240x144 DPI date/time no Jump to .. off	572-926
	Printout interval: Progrm→PRINT→INTVL→ final with YKE-A03 label 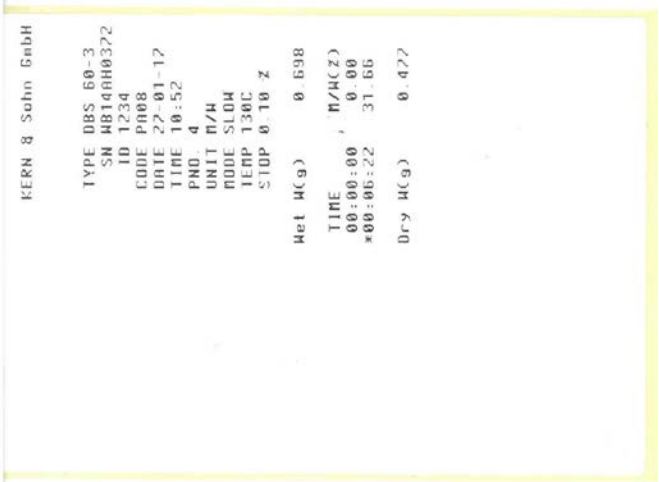 KERN & Sohn GmbH TYPE DBS 60-3 SN WB14AH0372 ID 1234 CODE PA08 DATE 22-01-17 TIME 10:52 PNO. 4 UNIT g/W MODE SLOW TEMP 130C STOP 0.10 % Wet W(g) 0.698 TIME g/W(%) 00:00:00 0.00 *00:06:22 31.66 Dry W(g) 0.477									Printout interval: Progrm→PRINT→INTVL→ 2 min with YKE-A03 label  KERN & Sohn GmbH TYPE DBS 60-3 SN WB14AH0372 ID 1234 CODE PA09 DATE 22-01-17 TIME 11:01 PNO. 4 UNIT g/W MODE SLOW TEMP 130C STOP 0.10 % Wet W(g) 1.076 TIME g/W(%) 00:00:00 0.00 00:02:00 11.71 00:04:00 30.85 00:06:00 51.39 *00:07:17 55.39 Dry W(g) 0.480										